



Bish Easter 2025 E-Zine



Letter From The Principal



The weeks are literally flying by. The school year often seems very short to me and this year is no different when I see that Easter is nearly upon us and, on our return, we only have five short weeks to go until the Summer. The sunshine has helped over the past few weeks and Spring has definitely arrived.

Our Leaving Certificate students are focusing in now on their Oral Exams throughout the Easter break and we sincerely wish them the very best of luck. We have started our preparations for their Graduation which will take place on May 22nd and meetings with Leaving Cert students are ongoing to ensure that the celebration reflects their time spent in The Bish.

Since our last Ezine, our skiers have safely returned from Austria and an amazing time was had by all. Sincere thanks to all the teachers who gave of their time to supervise the lads on this trip. Over Easter, the Cultural Trip will head to Paris and we're looking forward to hearing great reports from this as well.



Letter From The Principal



The school, as always, is a hive of activity. Some of the highlights include the celebration of Le Chéile Day on March 6th where we performed random acts of kindness throughout the school, World Book Day, Debating Competitions, the Bish University Challenge, mock practicals in Music and Home Economics, Final Assessments in LCPE and Computer Science and, of course, huge sporting success which I never get tired of hearing.

We welcomed La Salle College High School from the US to join our oarsmen at the Tribesmen Head of the River and some of our oarsmen were recently in London for the Head of the River. We are also Connacht Champions for the Second Year in a Row in Chess. Outstanding achievement!

Of course, all of the above happens in conjunction with teaching and learning and I am very mindful while Summer holidays are on the horizon, the next few weeks are incredibly important especially for our exam years. We have encouraged all our students to engage with a study timetable and to ask their teachers as many questions as they need to, revise material previously covered and to practice exam style questions. Since the Pre-Exams, many students have worked closely with their teachers to try to improve their grades and the last few weeks of school should be a good opportunity to continue this practice.

Letter From The Principal



May will be busy with preparations in place for the exams in June, focusing on revision and study, induction of incoming first years, Graduation, Sports Awards and planning ahead for next year's timetable. We are also excited to announce that our new Sensory Room will be kitted out in May and available for all to use.

There is a lot to look forward to before the end of the school year but for now, please enjoy this snapshot of The Bish and have a restful Easter break.

With warm wishes,

Sarah Gleeson

Steps to Success



Our “Steps to Success” initiative has been rolled out this year in an effort to organise and streamline a lot of the good work we are already doing in class.

Our 4 step process is:

1 Learning Objections - clear learning objection to be introduced at the start of a lesson

2 Success Criteria – Checklist of the requirements for a “successful” exam, project, assignment

3 Feedback- Medal and Mission from the assignment using the Success Criteria checklist

4 Reflection – looking back on your performance, “what went well, where can I improve, if I had the opportunity to do it again what would I do better?”

Steps to Success



Steps to Success

Step 1: Learning Intentions

What: This is what the teacher wants you to know/be able to do at the end of the lesson.

How: Teachers share this on the board or verbally at the start of the lesson.

Why: To give clear goals and increase focus on the task.

Examples:

- Define Alliteration.
- Identify Alliteration in a line.
- Create a headline using Alliteration.

Step 2: Success Criteria

What: This is a checklist of what success looks like for a task and is linked to the learning intentions.

How: Teachers and students decide what elements are important to complete the task and list them on the board.

Why: Clear goals and guidelines. Students are active and responsible for their learning.

Examples:

- The main words of your headline are capitalized.
- You have used alliteration.
- Your headline includes important info on the topic.

Step 3: Feedback

What: This is advice on what you or a partner did well (A Medal) and what you can do better next time (A Mission).

How: Using the success criteria, find a Medal and a Mission for yourself or a partner. Share a positive and a suggestion for improvement.

Why: Allows you to help you partner and yourself by recognizing the positives and challenges of a task.

Examples:

- Medal - spelling and punctuation were excellent.
- Mission- using alliteration will make your headline more eye-catching.

Step 4: Reflection

What: This is looking back on your work finding out your strengths, areas to improve and making a plan to improve.

How: Ask yourself:


- What went well?
- Where can I improve?
- What will I do differently next time?

Why: Allows you to recognise strengths, areas you can improve and how you can improve.

Examples:

- I correctly capitalized my headline.
- I need to use an example of alliteration.
- Revise the definition and come up with 3 examples of alliteration.

Around the school



Deirdre McGreevy, School Liason from University of Galway gave a great talk to the 5th year careers class on UOFG in preparation for their open day on March 22nd.

A member of the college Literary & Debating society led a debating workshop with our school team ahead of Cristian Rotariu and Patrick McCarroll attending the national final.



Mr Tarmey's English class commemorates a fantastic 2 years with a team photo. An exceptional group of young men.


"We contemplate at last Shining windows, a future forbidden to no one."



Ski Trip



The Ski Trip was, as it is every year, a massive success. Students from 2nd Year, 5th Year and TY all took to the slopes and learnt how to ski.



Day 1:

The first day can be summed up into traveling. We met up at the cathedral at Nine AM, ready to go. We had to meet up with our assigned teachers. We were brought onto the bus, and brought to the airport. The plane journey was about two hours long. When we landed, it was getting late, but we still had a two hour bus ride ahead of us. When we arrived at the hotel, it was about ten o'clock at night. We were greeted by the hotel staff, who gave us sandwiches and drinks. After this, we got used to our rooms and went to bed, excited for the next day.

Ski trip



Day 2:

The second day was all about learning how to ski. We woke up to breakfast, and got fitted for our boots. We were given skis and helmets. Then, we took to the slopes for the first time. We have to leave behind our poles, as beginners don't use them. We first just practiced how to stand in them, and how to walk around. It was very hard to balance in them. The first day was a struggle, but it was important that we got the basics down for skiing.



Ski Trip




Day 3:

The third day started to get better, as we honed our skiing skills. We went up and down the practice slope for the first half of the day, making sure that we were ready to ski on steeper slopes. We were then brought up to a bigger slope, as we had become better.

For the second half of the day, we were on the bigger slope. We practiced our turns and stops, and at the end we got the chance to race each other down the slope.

At the end of the day, we went to a ski show. We saw professional skiers show their skills going down the slope. It was very impressive to watch!



Ski Trip



Day 4:

On the fourth day, we spent the first half on the slope we skied in the day before. We continued to practice our skills, until our instructor deemed us worthy.

After lunch, we got brought up to our first blue slope. We went on the ski lift for the first time, and got to see up higher in the mountain. It felt so steep from up there. However, we got the hang of it quickly enough.



Ski Trip





Day 5:

On the fifth day we moved away from the resort, and instead went to a ski slope on a popular mountain. We explored all the different slopes on the mountain, including the Fun Slope. We also went on our first black slope on that day, and a lot of people fell!

For lunch, we had to go into the ski lodge to get food. It was so expensive! An entire lunch cost us about €20! It was very different to the €11 lunch at the hotel. Luckily, we were warned about it, so we could prepare for it.

Today was the second day we would be doing bum-boarding. If you were an advanced or intermediate skier, you could do night skiing instead.



Ski Trip



Day 6:

On the sixth day, we were brought to Zugspitze, a massive glacier with different ski slopes. We skied down different blue slopes, and some red slopes. The red slopes were very steep, and we were told that they were nearly black slopes. After doing red slopes, black slopes are the last one left for us.

In the evening, we went to the shop for the final time. There wasn't nearly as much random purchases this time, as people seemed to be better informed about what to buy. They knew what they liked, what they wouldn't use, and how much money they had.

Day 7:

The seventh day was our last day of skiing. We went back to the other slope, to spend our final day. This day wasn't as much about learning, as it was about just having a good time. The ski lesson ended with a big ski down to the bottom, where everybody tried to race each other.

The day end with the teachers bringing us up to a ski-top bar to have hot chocolates and pastries. We had a good time. To get back to the hotel we had to walk down the mountain without our skies. People kept slipping! Once we got back to the hotel, we had dinner and went to bed, taking our final sleep in the hotel.

Ski Trip



Day 8:

On the last day, we didn't get a chance to go on the slopes. The whole day was about travelling. We left the hotel and went to the local town of Ehrwalt. We were allowed to go around the town for a couple hours and get food. The town was beautiful. It was weird seeing something like it in real life.

After that, we returned to the airport. We arrived a good bit before the flight, and got to get food for the plane. On the plane there was a good bit of turbulence. All in all, we arrived at the cathedral at around midnight.

Overall, the ski trip was fantastic. It was an amazing experience, and I would wholeheartedly recommend it to anybody who is thinking about taking the trip. Thank to all the teachers for a lovely time, especially to Ms. Carr who organised it.



Events



Congratulations to Cristian Rotariu and Paddy McCarroll who represented the Bish at the Connacht Mace Debating competition in Coláiste Iognáid on Saturday and qualified for the National Finals in UCD in April.

Dario Di Ruzza giving a talk to TYs and 5th years about the University of Limerick courses and facilities.



5th Year Prefects in Knock Shrine attending the Le Chéile Student Symposium.

Events



TY and 5th year students attended a talk from Tony O'Reilly about gambling and addiction. Very interesting topic and important to be aware of the dangers from a young age.



Great day out at the county final of the student enterprise programme. TY students participated in the mini company class with Mr. Loughnane and students Ben Fegan and Michael Ryan made it to the final, where they picked up the "one to watch" and "most creative" awards respectively.



Sport



It has been a very successful few months for the Bish's sports teams! Fantastic success over a wide variety of sports , as is the Bish way!



The Connacht Senior Schools A Soccer Final
Bish v Rice college



Juvenile A Connacht
Championship

Bish 6-05

Summerhill 3-12

Well done lads on a
fantastic win!!

Sport



The Bish J18 8+ won Tribesmen Head of the river, here on our own river Corrib. We were delighted to welcome our American guests from La Salle High school in Philadelphia.

Our J16 8+ won Erne Eights in Enniskillen. It was a narrow victory, with Enniskillen missing out by 0.5 seconds to our boys in blue.



TY activities



TY's enjoyed a super day climbing diamond hill, making the most of the sunny weather!



TYs refereeing at the FAI Primary Schools Ribena Cup.



TYs took part in a soccer blitz organised by Mr. Glynn's Future Leaders class. Big thanks to Mr. Glynn for organising this!



TY Activities



TY computer science students attended an AI workshop in UCD. Very interesting insight into what may be their future careers.



TYs enjoyed a trip to Wildlands outdoor Activity centre, where they completed zipline trails, solved escape rooms and played disc golf.



Happy Easter!



By Nathaniel Moore, Ben Fegan & Christian O. Dimitrov